





Attribute: Honesty 🐦 Focus: Truth 🐦 Term One 🐦 Lesson One 🐦 Years Three and Four 🐦 Duration: 60 min

Lesson Overview:

In this introductory lesson on honesty, students will explore the value of telling the truth. Utilising *The Empty Pot* as a springboard, students will engage in a whole class discussion on the definition of honesty and examine the positive consequences of truth telling.

Lesson Resources: = print materials


-  Text: *The Empty Pot*  Lesson slides
-  1 x colourful paper per student for origami activity
-  1 x green paper per student for origami activity

Lesson at a glance:

1. Warm up: sit in a circle and play the hand squeeze game
2. I Do - Discussion: whole class discussion around honesty/dishonesty. Add to word wall
3. Definition: whole class definition of honesty. Add to kindness word wall
4. Read text: *The Empty Pot*
5. Recount: text & question students on what happened in the book - see slides
6. We Do - Honesty Game - Heads or Tails
7. You Do - Origami honesty flower activity: use origami paper from resource list here.




Assessment Opportunities:

Formative:


-  Discussion contributions from:
 - Honesty definition discussion
 - Text recount
 - Honesty Game - Heads or Tails

National Curriculum Outcomes:




Personal, social and community health:

-  AC9HP4P01: investigate how success, challenge, setbacks and failure strengthen resilience and identities in a range of contexts
-  AC9HP4P04: select, use and refine personal and social skills to establish, manage and strengthen relationships
-  AC9HP4P10: investigate and apply behaviours that contribute to their own and others' health, safety, relationships and wellbeing



English:

-  AC9E3LE02: describe the effects of text structures and language features in literary texts when responding to and sharing opinions

NSW Syllabus Outcomes: *PDH/PE:*

-  PD2-2: explains & uses strategies to develop resilience & to make them feel comfortable and safe
-  PD2-9: demonstrates self management skills in taking responsibility for their own actions
-  PD2-10: describes and practices interpersonal skills to promote inclusion to make themselves and others feel they belong.

English:

-  EN2-OLC-01: communicates with familiar audiences for social & learning purposes, by interacting, understanding & presenting
-  EN2-VOCAB-01: builds knowledge. Use of Tier 1, 2 and 3 vocabulary through interacting, reading & writing, & by defining & analysing words

Attribute: Honesty 🤍 Focus: Truth 🤍 Term One 🤍 Lesson One 🤍 Years Three and Four 🤍 Duration: 60 min

- Key Inquiry Question:**
- How can we be inclusive and respectful?
 - How can I be responsible for my own, and others' health, safety and wellbeing?
 - What does it mean to be honest and to tell the truth?

Learning Intention: I am learning about honesty and why it is important

Success Criteria:

- I can give examples of what honesty is
- I can discuss how telling the truth is important, even when no one is watching
- I can explain how honesty is a form of kindness

This Is Because: When we are honest, our friends and families trust and respect us. Honesty helps our minds and bodies feel happier too!

- WARM UP:**
Time: 5 min
- **Hand Squeeze Game:** Students sit in circle holding hands & pass a hand squeeze around the circle. Note how children are to do this calmly and gently. Complete three rounds. Change directions of the hand squeeze each round, along with the child that initiates the hand squeeze.



Time: 15 min

- Students return to their floor spots in front of whiteboard & follow lesson slides. Discuss the following:
 - Today we are exploring the attribute, honesty. What does honesty mean to you?
 - Why is honesty important? Discuss how being honest allows others to trust you.
 - How does it feel inside of your body to be honest?
 - What is the opposite of honesty?
 - When you are dishonest how does it feel in your body?
 - ★ As students say their answers write down key words and add to Kindness Word Wall.
- Create whole class definition of Honesty.
- Introduce text: The Empty Pot
 - What do you predict this text is going to be about?
 - Who do you think the main characters in the story will be?
 - What do you think the character will learn?

- Read or watch text: The Empty Pot
- Discuss the text:
 - Why did Ping's flowers never grow?
 - What choices could Ping have made when he realised his flowers were not growing?
 - If Ping did choose to put other flower seeds into the pot, how would the story have ended differently?
 - Why was the emperor impressed with Ping?
 - How was Ping rewarded for his honesty?
 - What do you think the moral of the story is?
- The Ripple Effect: discuss what is happening in the picture. Note that when we tell a lie, it is not just us who is effected, those around us are effected by our fib too. Discuss the impact of those around Ping he chose to be dishonest.
- The Chain Reaction: discuss what is happening in the picture. Note that when you tell one story, you have to tell a bunch of other stories, so that the first story makes sense. Have students reflect on a time where they may have told a lie and there was a chain of other fibs that popped up because of it.
- Discuss the picture: Dishonesty Face (worried) to the Truth Face (happy/relieved). Discuss the difference between the two faces and what is happening in the picture.



Time: 10 min

- Honesty Heads or Tails:
 - Have all students stand up on their floor spot
 - Discuss that there will be different questions coming up on the board and students have to either either pick whether the statement is honest or dishonest
 - If the statement is honest - students put their hands on their heads
 - If the statement is dishonest - students put their hands on their tails - model and discuss what this looks like, prior to game initiating.
 - After each question, discuss why it is honest or dishonest.

Attribute: Honesty 🤍 Focus: Truth 🤍 Term One 🤍 Lesson One 🤍 Years Three and Four 🤍 Duration: 60 min



Time: 25 min

- Honesty Garden:
 - Just like Ping from the text, we are now going to create our own honesty garden
 - Watch video on instructions on how to make a origami honesty flower
 - Teacher models how to make the flower
 - Following the video step by step, student create their own honesty flower
 - <https://www.youtube.com/watch?v=Hs00DP5ZSww&t=19s>

Reflection

Time: 5 min

- Once students have completed their origami flowers, students return to their floor spots and sit on the floor.
- Think pair share:
 - What did you discover about honesty today?
 - Share three students ideas around what they discovered about honesty
- Review LI/LC/TIB - and discuss if we have ticked off all the facets of the learning intention and criteria throughout our lesson together.

Teacher Reflection:

Teacher Registration:

Notes: